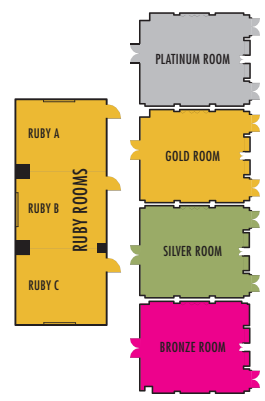
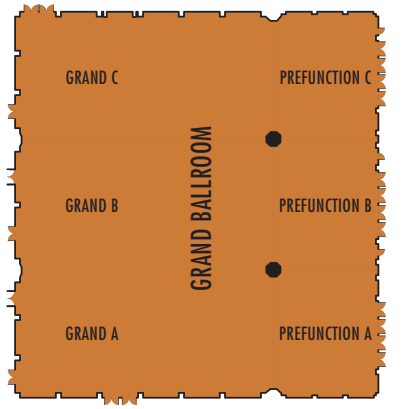
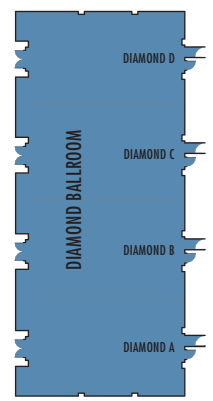
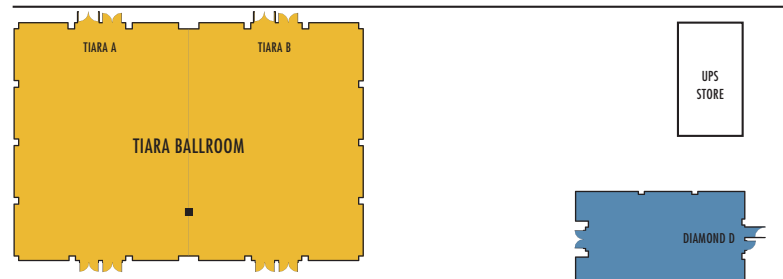
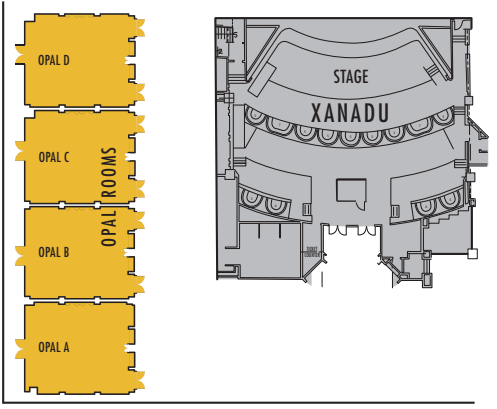


CHAIRMAN TOWER MEETING ROOMS

CONVENTION
REGISTRATION



*All meeting space is located on one level, except for the Mark Etes Arena and Xanadu Ballroom.

ROOM	DIMENSIONS	SQUARE FEET	THEATER	CLASSROOM	BANQUET	U-SHAPED	CONFERENCE
IMPERIAL BALLROOM	102.7' x 99'	10,174	1,060	552	832	202	
A	58' x 79'	4,582	500	273	384	70	70
B	48' x 79'	3,792	400	195	320	60	70
C	50' x 20'	1,000	90	48	72		36
D	40' x 20'	800	70	36	56		28
CHELSEA	108' x 42'	4,536	459	270	384	144	102
A	36' x 42'	1,512	153	90	128	48	34
B	36' x 42'	1,512	153	90	128	48	34
C	36' x 42'	1,512	153	90	128	48	34
WESTMINSTER	101' x 26'	2,394	192	96	144	81	70
A	36' x 26'	936	75	36	56	29	25
B	29' x 18'	522	42	24	32	23	25
C	36' x 26'	936	75	36	56	29	25
HIGHLANDER	25' x 25'	1,125	104	42	96	48	40
A	21' x 25'	525	52	21	48	24	20
B	24' x 25'	600	52	21	48	24	20
EAST TOWER MULTI-PURPOSE ROOM	15' HIGH 94' X 150'	11,250	500	350	400		

